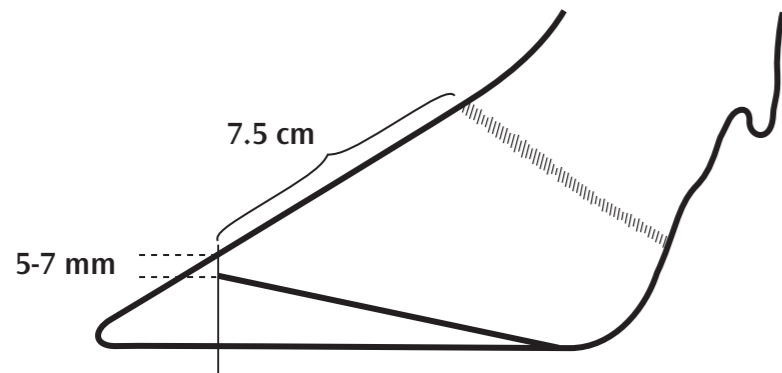


5-step trimming process

Functional Trimming



1

Make the inner claw 7.5 cm long.
Leave 5-7mm thickness in the tip.
Spare the heel.

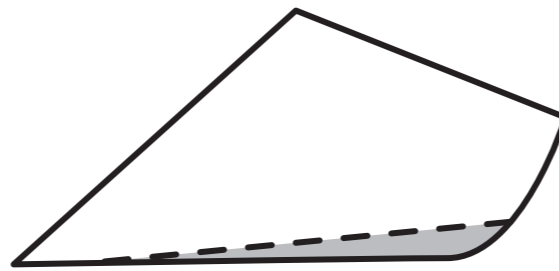
2

Make the outer claw equally long,
and make the bearing surface at the same
level as the inner claw (if possible).

3

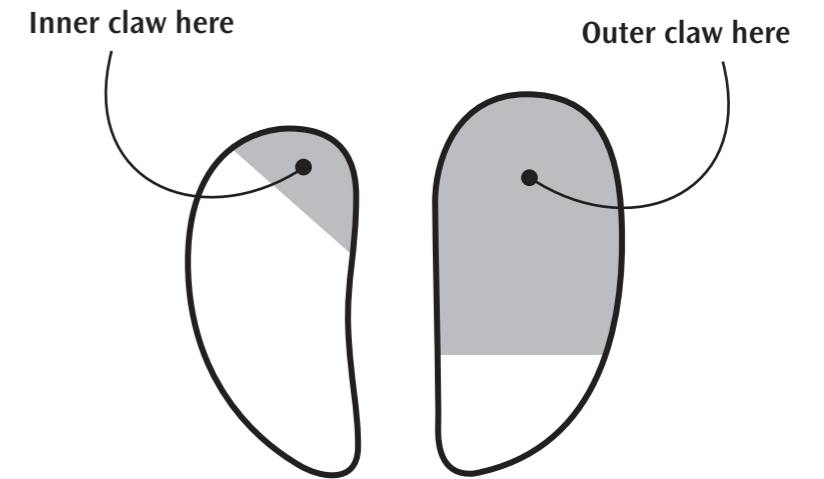
Make a slope (model) in the sole.

Curative Trimming



4

If the outer claw is damaged, make this
claw lower towards the heel, so that
the weight is transferred partly to the
sound claw.



5

Remove loose horn and trim down
hard ridges.