

Reproducible 1 Learning Styles Assessment

To get an idea of a child's preferred learning style, read each statement and ask him whether it describes him. Then tally how many A's (auditory), V's (visual), and T-K's (tactile-kinesthetic) you have circled.

Name _____ Grade _____ Date _____ Score _____ A _____ V _____ T-K

1. I like to stand up when I am doing a paper in school. (T-K)
2. I would rather listen to my teacher read a story than look at a book by myself. (A)
3. When a grown-up tells me something, I can usually remember what it was. (A)
4. I would rather draw a picture than play an outside game like kickball. (V)
5. It's easier to remember what my classmates look like than it is to remember their names. (V)
6. I don't like to read sitting at my desk. I'd rather lie on the rug or sit in a beanbag chair. (T-K)
7. When I write, I like to say the letters and the words to myself as I write them. (A)
8. My pencil point breaks a lot when I am writing. (T-K)
9. I can't concentrate if the TV is on. (A)
10. When I'm not sure how to spell a word, I write it in the air or on a piece of scrap paper to see if it looks right. (V)
11. When I read, I see the story in my head. (V)
12. When I read, I can hear the words I am reading in my head. (A)
13. When I am reading, I usually jiggle my foot or wiggle around in my seat. (T-K)
14. When I am trying to learn how to do something, I like to watch somebody else do it first. (V)
15. I like someone to tell me how to do something new. I listen to them and then I do it. (A)
16. I like to do things by myself until I get them right instead of watching someone else show me or tell me how to do them. (T-K)
17. I love to doodle and draw. (V)
18. I like to play a game or do a puzzle while I watch TV. (T-K)
19. My favorite class is: art (V) music (A) physical education (T-K)
20. To learn how a computer works I would:
watch a movie about computers (V)
listen to someone explain how they work (A)
take a computer apart and see what I find out (T-K)

Reproducible 2 Informal Interest Inventory

Name _____ Grade _____ Date _____

1. My favorite class in school is _____.
2. My three best friends are _____, _____, and _____.
3. I like to read books about _____.
4. I like to watch movies about _____.
5. My favorite Wii game or X cube game is _____.
6. I'd like my whole family to go to _____ for a month of vacation.
7. Two things I like to do after school are _____ and _____.
8. Two things I have to do after school are _____ and _____.
9. My favorite homemade food is _____.
10. My favorite take-out or eat-out food is _____.
11. I wish this teacher could teach me for the next 5 years. _____.
12. If I had a million dollars, I'd _____.
13. When I grow up, I could be a _____.
14. I think I know enough to invent _____.
15. My favorite thing to do outdoors is _____.
16. I think I watch about _____ hours of TV a day.
17. If I could change one thing about me, it would be _____.
18. The best thing about me is _____.
19. Something that people in this class don't know about me is _____
_____.
20. If I could change one thing about school it would be _____.

Reproducible 3 RTI Documentation Form

Team Meeting Review

DATE	RECOMMENDATION	NOTES
	<input type="checkbox"/> Continue with current intervention.	
Attendees	<input type="checkbox"/> Change frequency or duration of intervention to:	
Principal:		
Teacher:		
Others:		
	<input type="checkbox"/> Try new intervention:	
	<input type="checkbox"/> Change Tier to:	
	<input type="checkbox"/> Goals reached. Discontinue interventions.	
	Date of next meeting:	





Interventionist: _____ Initial Status _____

Target Area _____ Tier _____

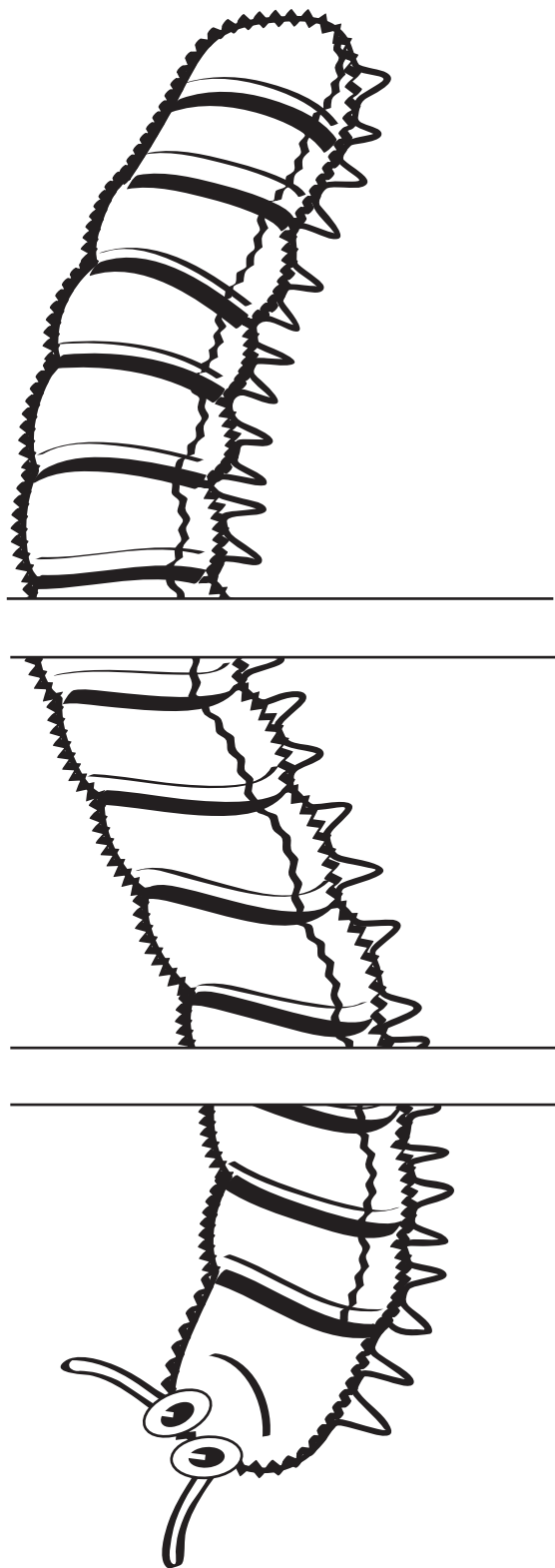
Progress Monitoring Data

DATE	Intervention	Freq/Duration	Progress Monitoring Tool	Results/Observations

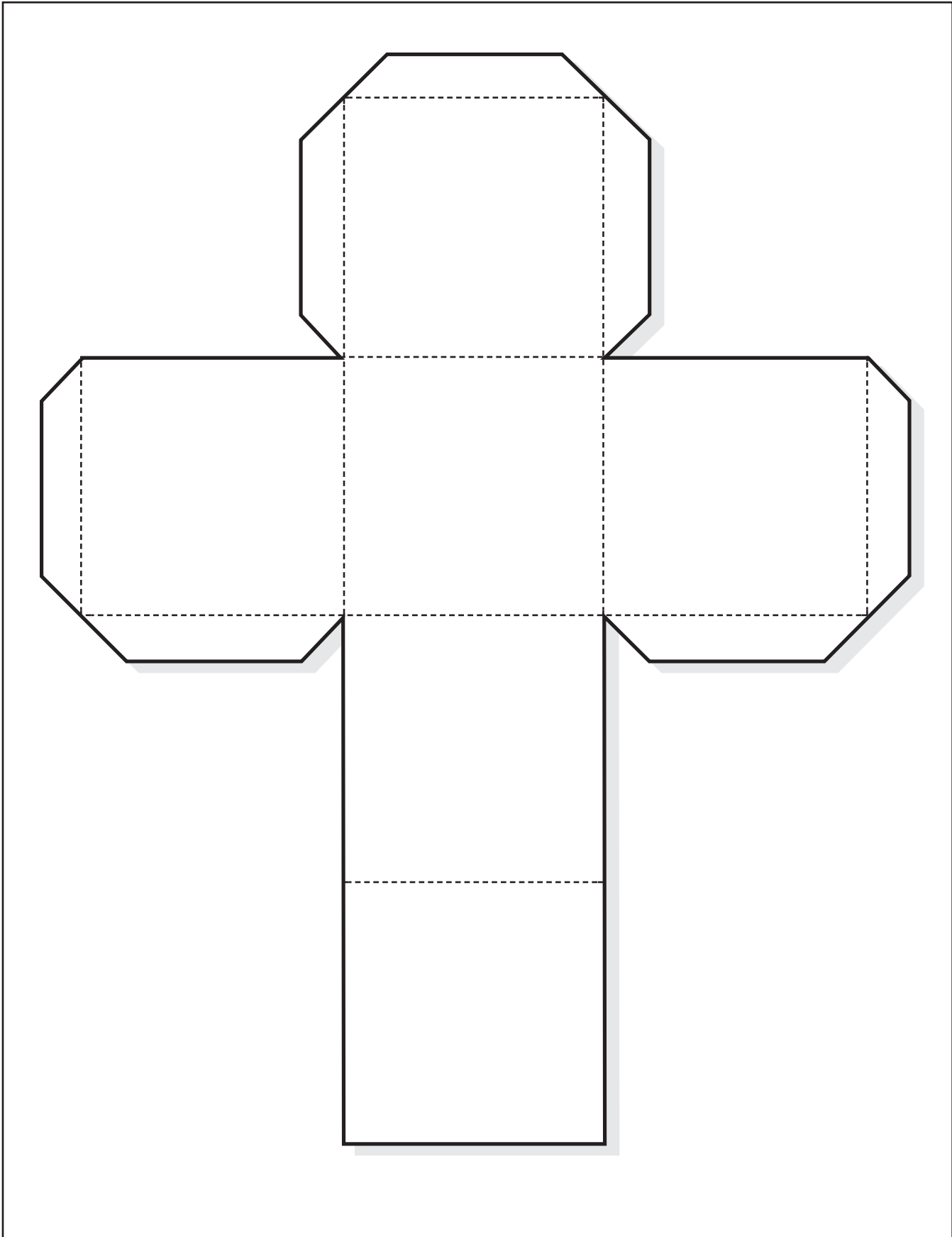
Reproducible 4 **Funny Money**




Reproducible 5 Segment Caterpillar






Reproducible 6 **Cube Pattern**





Reproducible 8 **Happy Face**






Reproducible 10 **Fluency Boxes**





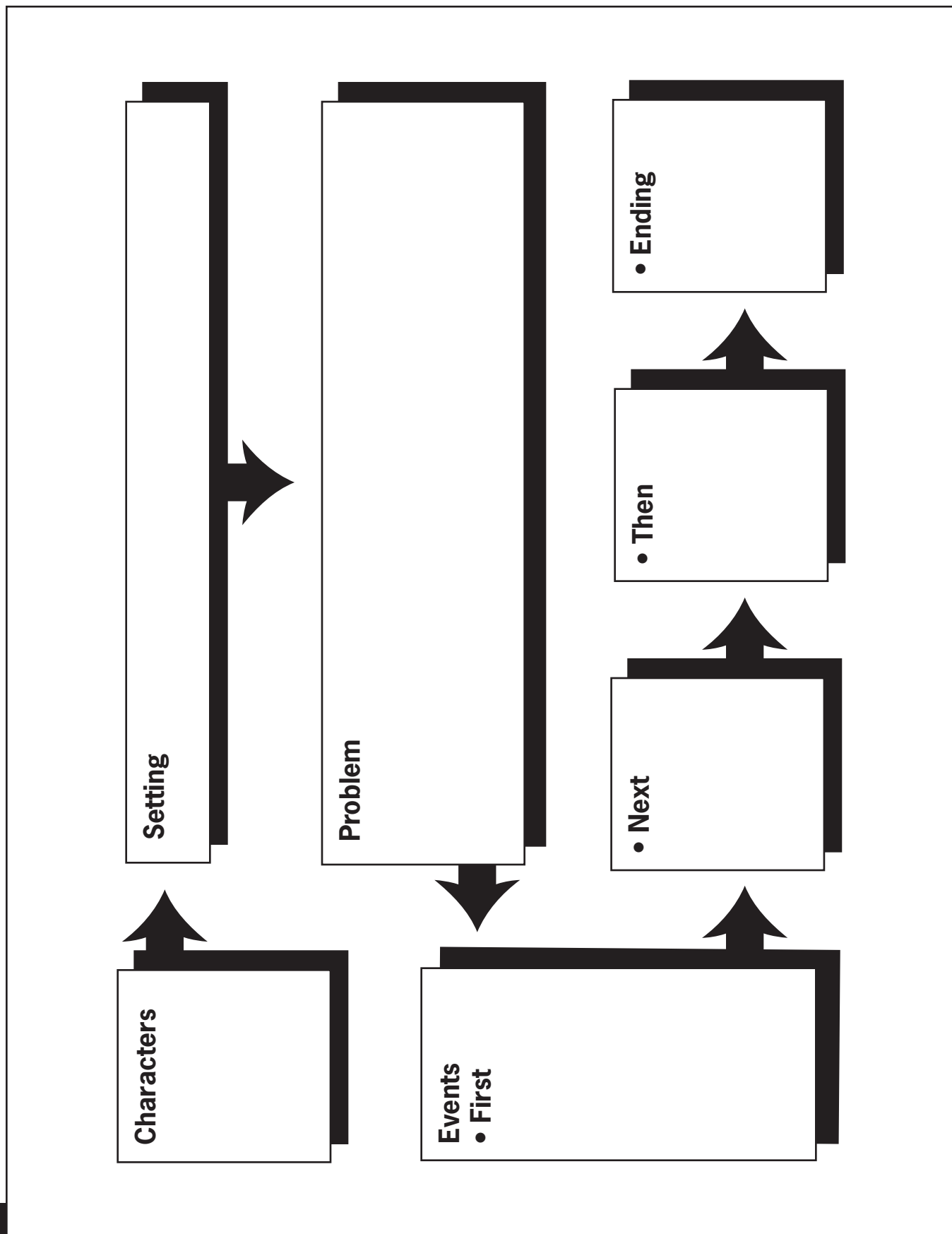
Reproducible 12 Keyboard





Reproducible 14 Exit Tickets or Spelling Tickets





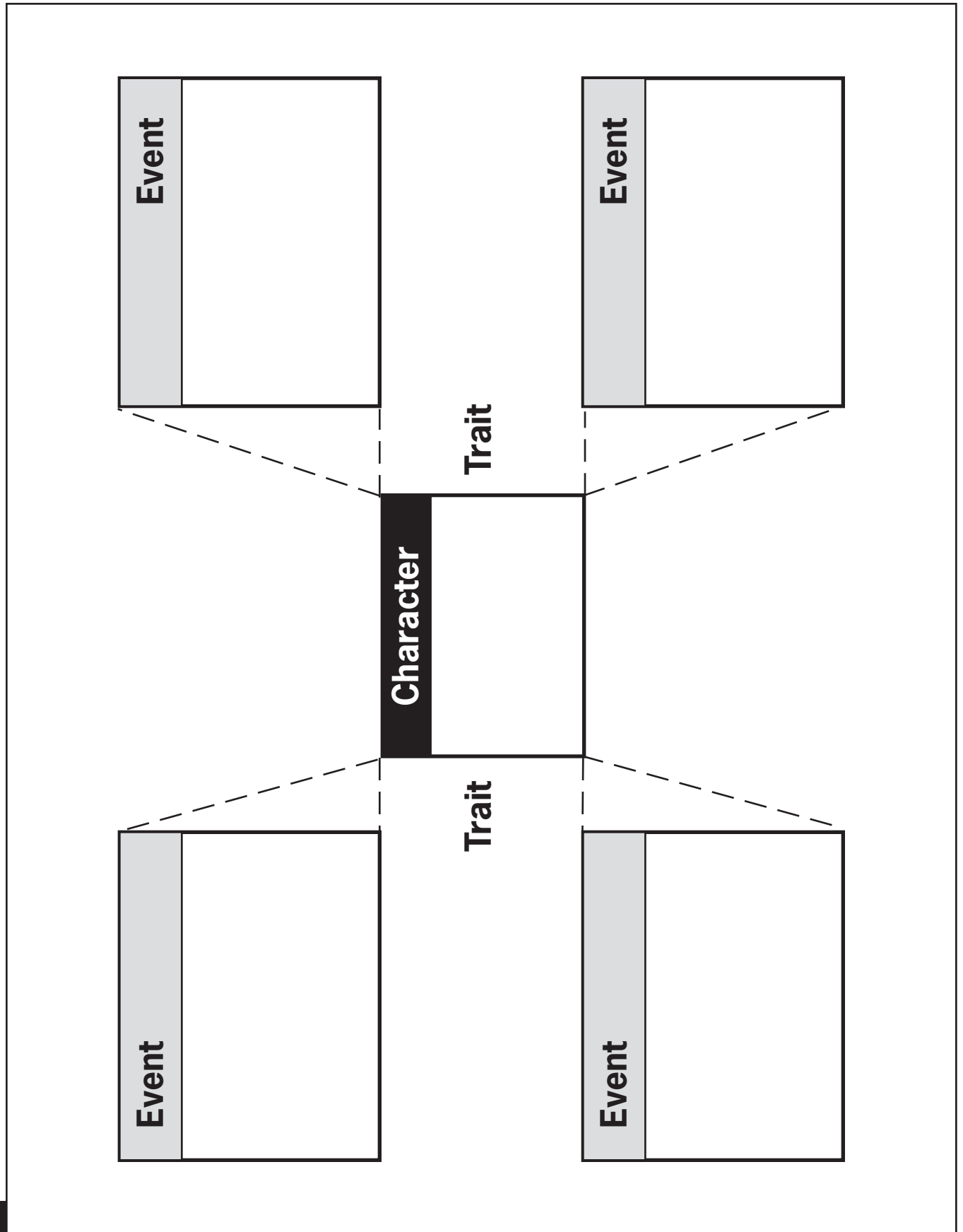
Character(s)

Place

Time

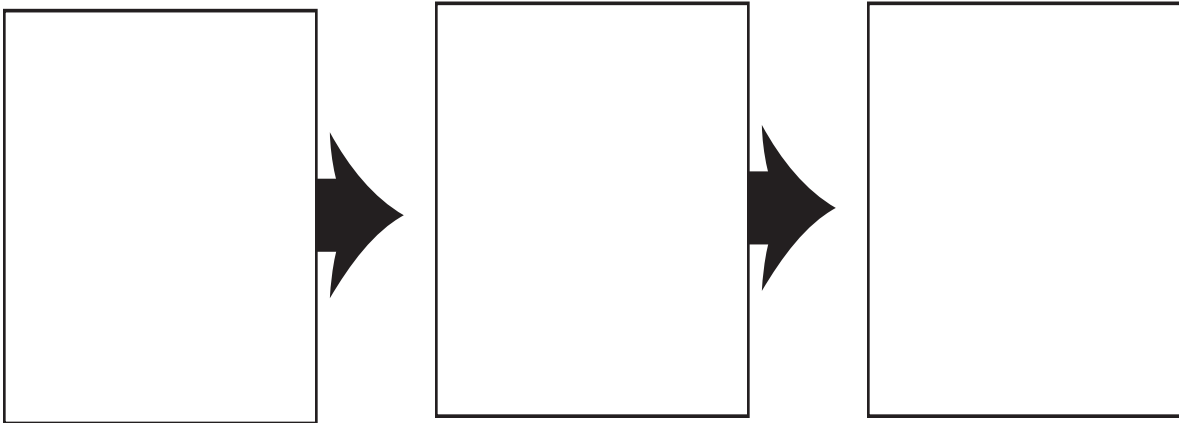
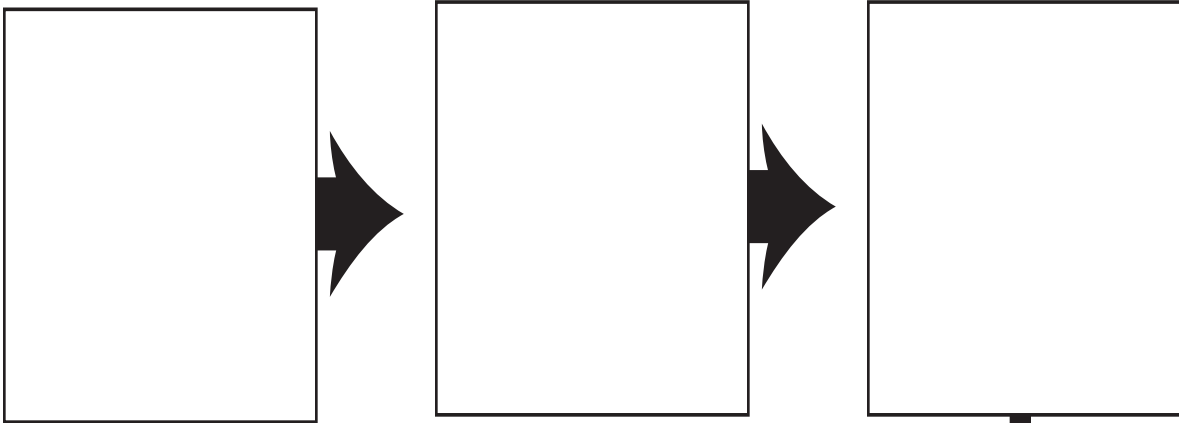
Possible Solution

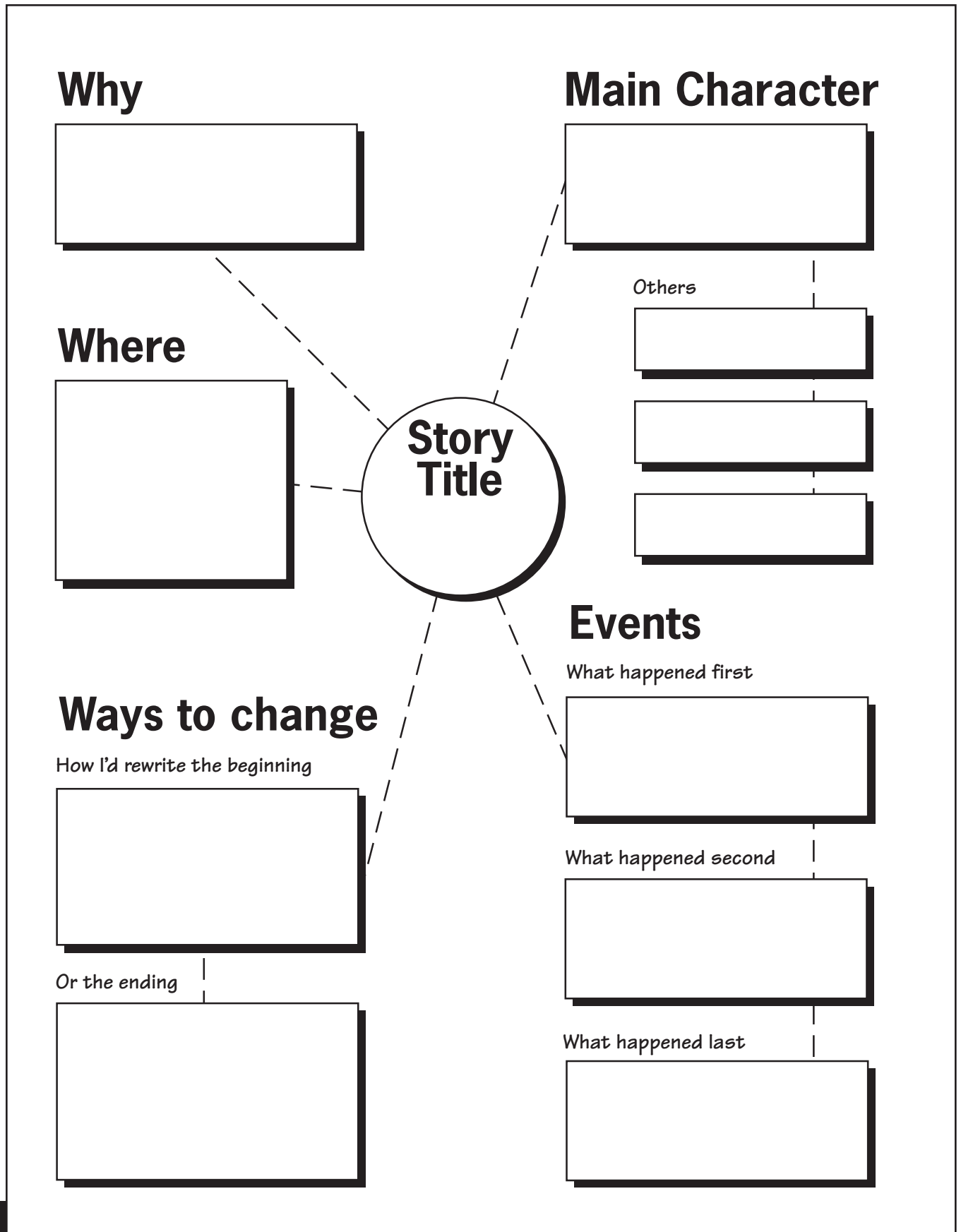
Problem



The diagram is a character map template. It features a central box with a black header containing the text "Name of Character" and a white body for notes. To the left of this central box is a vertical line labeled "Story Title:". Four dashed lines radiate from the central box to four surrounding rectangular boxes. The top-left box is labeled "Feeling" and contains the words "When?" and "Why?". The other three boxes (top-right, bottom-left, and bottom-right) each contain the words "When?" and "Why?".

Sequence Chain for





Reproducible 24 **Vocabulary Graphing Organizer**

6						
5						
4						
3						
2						
1						

Draw	Perform	Compose a song
Write a poem	Make a poster	Dress up
Create a Venn diagram	Write a new ending	Change the setting and problem

Story Planning Pyramid

Main character's name

Two words
describing this person

Three words
describing the setting or place

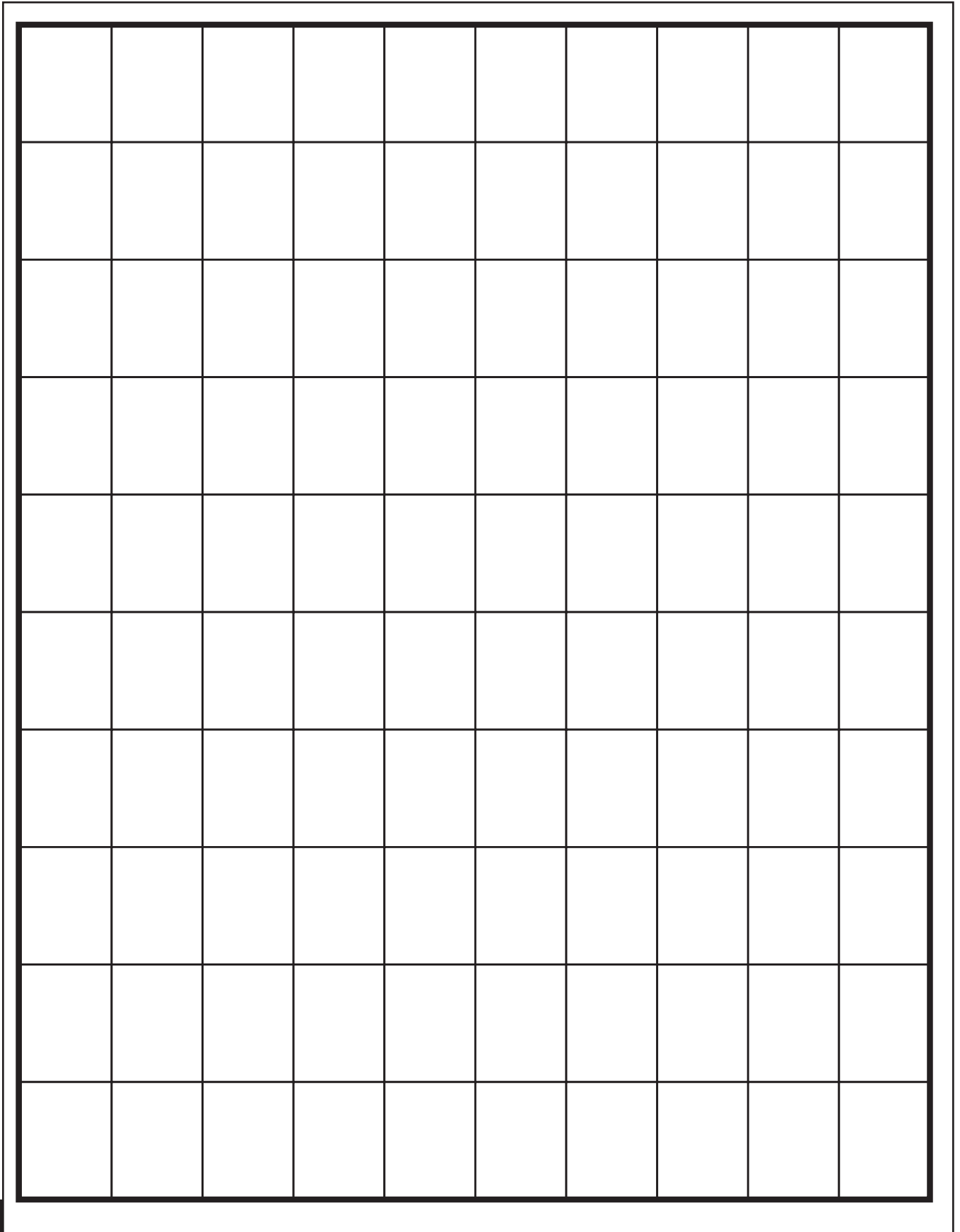
Four words
describing an important event

Five words
describing the main idea or the importance of this event


Reproducible 28 **Multiplication Chart**

1	2	3	4	5	6	7	8	9	10	11	12
2	4	6	8	10	12	14	16	18	20	22	24
3	6	9	12	15	18	21	24	27	30	33	36
4	8	12	16	20	24	28	32	36	40	44	48
5	10	15	20	25	30	35	40	45	50	55	60
6	12	18	24	30	36	42	48	54	60	66	72
7	14	21	28	35	42	49	56	63	70	77	84
8	16	24	32	40	48	56	64	72	80	88	96
9	18	27	36	45	54	63	72	81	90	99	108
10	20	30	40	50	60	70	80	90	100	110	120
11	22	33	44	55	66	77	88	99	110	121	132
12	24	36	48	60	72	84	96	108	120	132	144


Reproducible 29 **10 x 10 Decimal Grid**

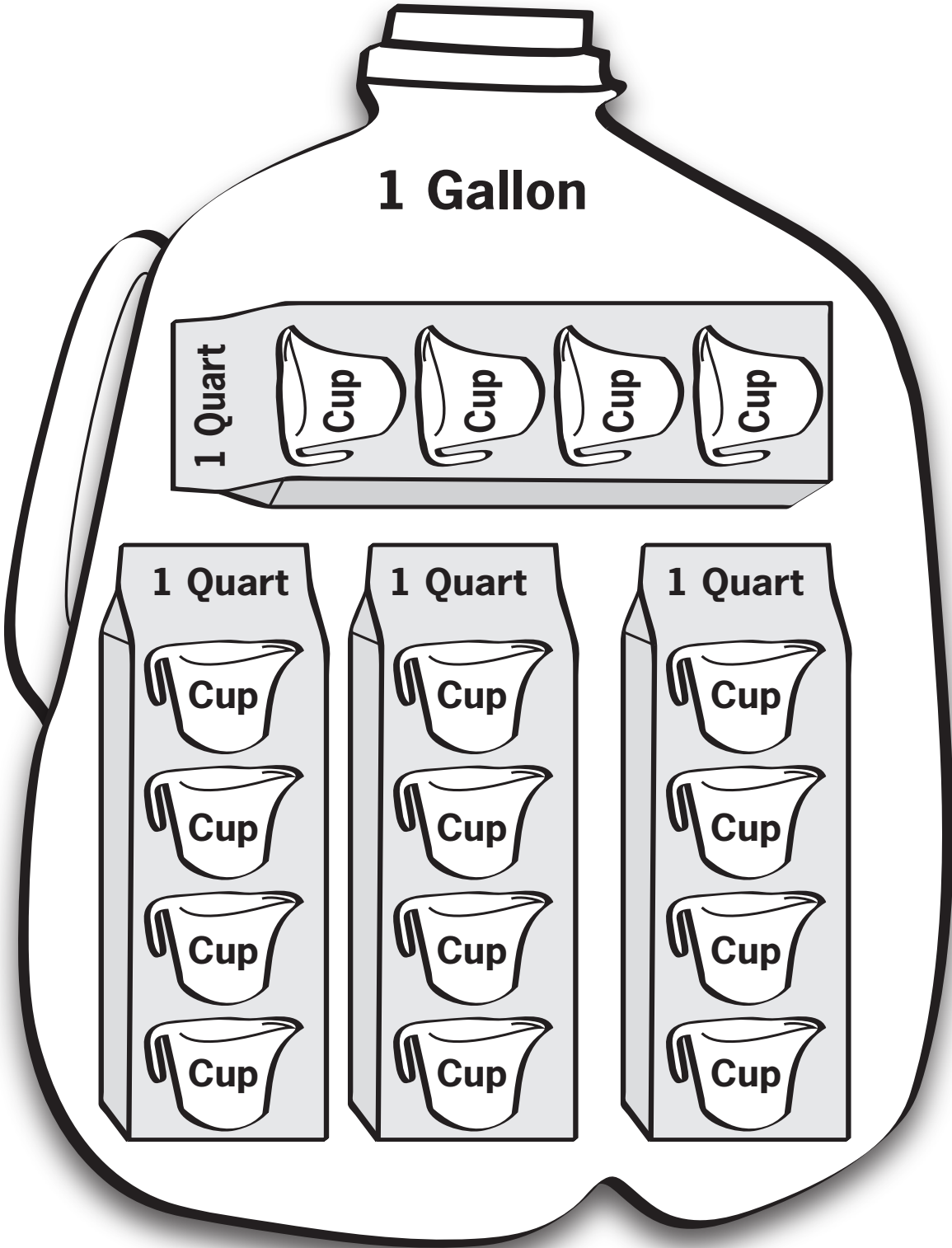


Reproducible 30 Coin Fluency Chart



Reproducible 31 **3 Feet in a Yard**





1 Gallon = 4 Quarts = 16 Cups