
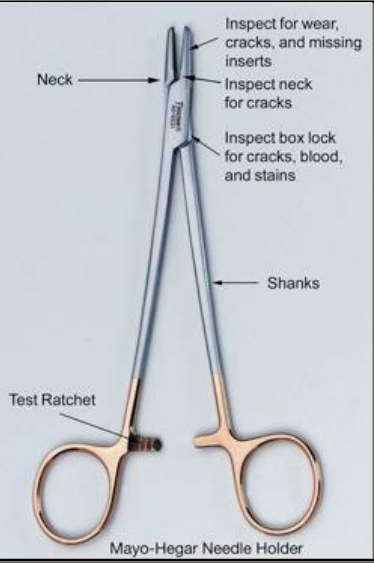


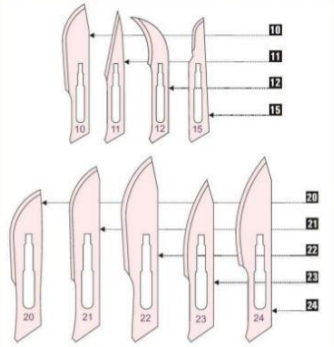


Bovine Teat and Udder Surgery

Instruments used for Teat Laceration

INSTRUMENT	IMAGE	USE
<p>Suture Material</p> <ul style="list-style-type: none"> 3-0 Vicryl 4-0 Prolene 5-0 Vicryl 2-0 Prolene 		<p>3-0 Vicryl, 4-0 Prolene or 5-0 Vicryl can be used to suture the mucosa and sub cutaneous layers of the teat.</p> <p>2-0 Prolene is used to suture the skin</p>
<p>Mayo-Hegar Needle holder</p>		<p>For holding the needle while suturing.</p>
<p>Tissue Forceps</p>		<p>For holding tissue to suture. Note: Do not use a traumatic forceps to prevent further injury to teat</p>

Teat Cannula		To prevent milk seeping through the wound (which would delay or prevent healing) and to aid in milking after the procedure.
Scalpel blade	<p>You need 10 or 15 No. Blade- for debridement</p> 	For debridement of the wound